


Low Resistance Metal Element Resistors

LOB Series

- Ultra low resistance values (0.005Ω to 0.1Ω)
- Available in 1, 3 and 5 watt rated packages
- Tolerances from ±1% to ±5%
- Inherently non-inductive ($\leq 0.02\mu\text{H}$ at 0.5MHz)
- Low temperature coefficient of resistance
- High stability over life



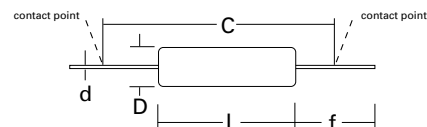
Electrical Data

		LOB-1	LOB-3	LOB-5
Continuous power dissipation at 25°C in free air	watts	1	3	5
Overload power for 5 seconds	watts	5	15	25
Maximum working voltage	volts	$\sqrt{1 \times R}$	$\sqrt{3 \times R}$	$\sqrt{5 \times R}$
Maximum storage temperature	°C	175	175	175

* Power Dissipation - The maximum wattage rating depends upon the amount of heat which can be transferred to the surroundings while not exceeding the maximum element temperature. Ambient air temperature, velocity of cooling air, thermal resistance of heat and the temperature of surrounding objects will affect this transfer, this must be taken into account when selecting a resistor.

Physical Data

Dimensions (mm)					
Type	L max.	D max.	f min.	d nom.	C
LOB-1	9.9±0.3	3.6±0.2	38.1±3.2	0.813±0.05	33.27
LOB-3	14.22±0.25	5.33±0.25	34.93±3.18	0.81±0.05	33.27
LOB-5	23.37±0.25	8.38±0.25	31.75±3.18	1.02±0.05	42.42



Description

LOBΩ Series power precision metal element resistors feature resistance values down to 0.005Ω with virtually no inductance. Available in 1, 3 and 5 watt rated axial leaded packages, these resistors are compatible with automatic insertion equipment.

Applications

- Switchmode and linear power supplies.
- Automotive current-sensing circuits.
- Instrumentation.

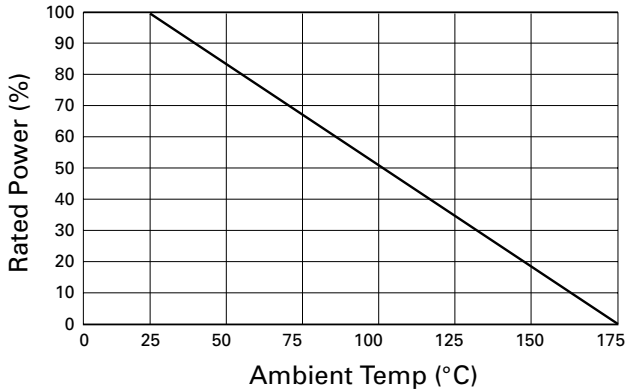
Construction

LOBΩ Series resistors feature tinned copper leads welded directly to a low temperature coefficient resistance element in a highly automated proprietary process. The leaded resistor elements are then encapsulated in a moulding compound.

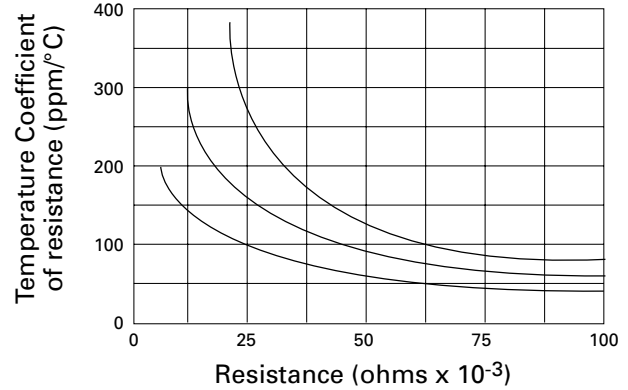
General Note

TT electronics reserves the right to make changes in product specification without notice or liability. All information is subject to TT electronics' own data and is considered accurate at time of going to print.

**Power derating percentage vs
Free air ambient temperature**



**Temperature coefficient of resistance vs
Resistance value**



Test	MIL-STD 202	MAX %ΔR*	Unit
Load life (2000 hours)	Method 108	±1%	%ΔR
Thermal shock	Method 107	±1%	%ΔR
Vibration	Method 204	±0.5%	%ΔR
Mechanical shock	Method 213	±0.5%	%ΔR
Dielectric strength	Method 301	±0.5%	%ΔR
Insulation resistance	Method 302	>10 ¹¹	ohms

*±0.0005 ohm allowance for test/contact error.

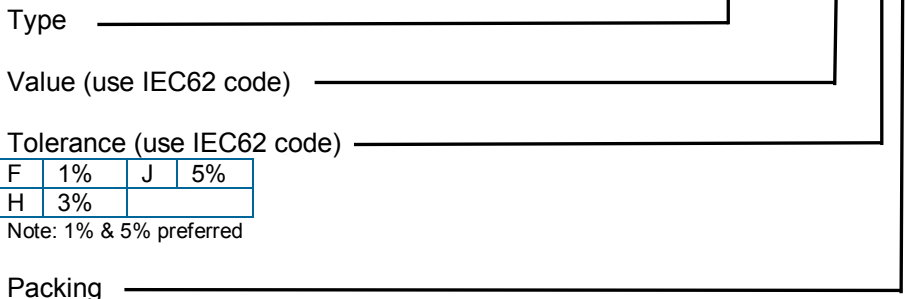
Packaging

Resistors are supplied taped and reeled.
Bulk packaging available.

Ordering Procedure

Example: LOB3 at 10 milliohms and 5% tolerance on a reel of 1250 pieces -

LOB3 - R01JI



F	1%	J	5%
H	3%		

Note: 1% & 5% preferred

Packing	Type	Quantity	Standard
I	LOB1	3500/reel	Standard
	LOB3	1250/reel	
	LOB5	800/reel	

General Note

TT electronics reserves the right to make changes in product specification without notice or liability.
All information is subject to TT electronics' own data and is considered accurate at time of going to print.



www.bitechnologies.com www.irctt.com www.welwyn-tt.com